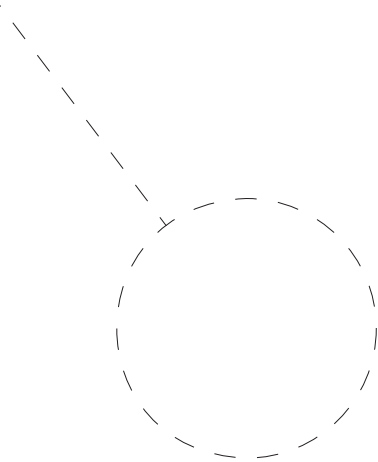


**Voting
by
mail in
Texas?**

**How to
vote by
mail in
Texas**

**How to
return
your
ballot
by mail
in Texas**

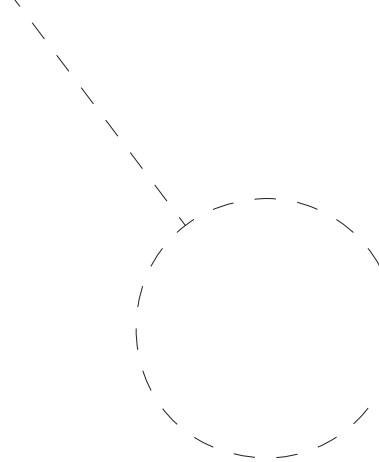


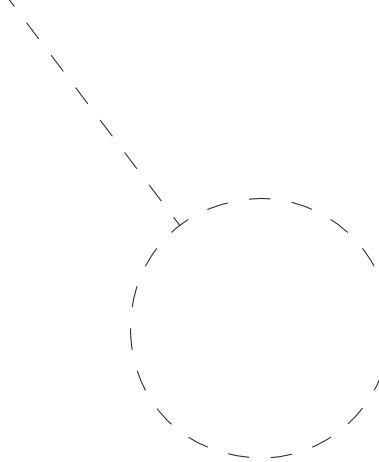


Remember to...

- ☐ Put your ballot in the envelope
- ☐ Fill out your ID numbers under the envelope flap
- ☐ Sign the oath in your own handwriting over the envelope flap
- ☐ Mail your ballot

For more information go to: [votetexas.gov](https://www.votetexas.gov)

| | |
|---|--|
|  | |
| 1. Vote | |
| <ul style="list-style-type: none">• Follow the instructions on your ballot• Use a blue or black pen• Fill in the ovals completely | |
| 2. Seal your ballot in the Ballot Envelope | |
| | |
| 3. Pack your Carrier Envelope | |
| <p>Place your Ballot Envelope in the Carrier Envelope. Fill out all information.</p> <ul style="list-style-type: none">• ID number under the Carrier Envelope Flap• Your contact information• Seal your Carrier Envelope <p>Then sign in your own handwriting over the envelope flap.</p> | |
| 4. Return your ballot | |
| For more information go to: votetexas.gov | |

| | |
|---|--|
|  | |
| 1. Vote | |
| <ul style="list-style-type: none">• Follow the instructions on your ballot• Use a blue or black pen• Fill in the ovals completely | |
| 2. Seal your ballot in the Ballot Envelope | |
| | |
| 3. Pack your Carrier Envelope | |
| <p>Place your Ballot Envelope in the Carrier Envelope. Fill out all information.</p> <ul style="list-style-type: none">• ID number under the Carrier Envelope Flap• Your contact information• Seal your Carrier Envelope <p>Then sign in your own handwriting over the envelope flap.</p> | |
| 4. Return your ballot | |
| For more information go to: votetexas.gov | |

