

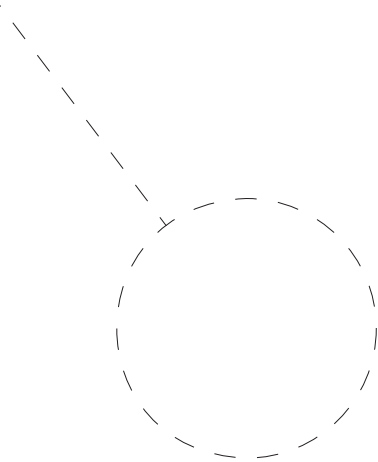
**Voting
by
mail in
Texas?**

**How to
vote by
mail in
Texas**

**How to
return
your
ballot
by mail
in Texas**



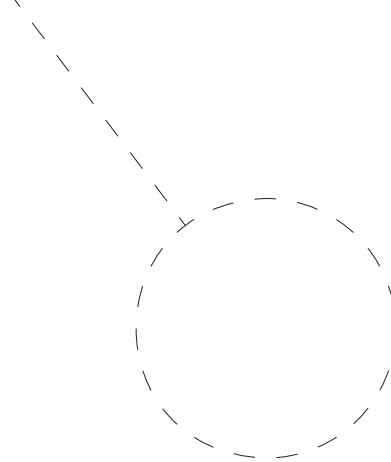


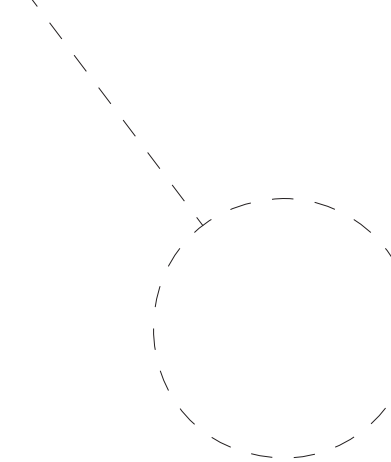


Remember to...

- ☐ Put your ballot in the envelope
- ☐ Fill out your ID numbers under the envelope flap
- ☐ Sign the oath in your own handwriting over the envelope flap
- ☐ Mail your ballot

For more information go to: votetexas.gov

	
1. Vote	
<ul style="list-style-type: none">• Follow the instructions on your ballot• Use a blue or black pen• Fill in the ovals completely	
2. Seal your ballot in the Ballot Envelope	
3. Pack your Carrier Envelope	
<p>Place your Ballot Envelope in the Carrier Envelope. Fill out all information.</p> <ul style="list-style-type: none">• ID number under the Carrier Envelope Flap• Your contact information• Seal your Carrier Envelope <p>Then sign in your own handwriting over the envelope flap.</p>	
4. Return your ballot	
For more information go to: votetexas.gov	

	
1. Vote	
<ul style="list-style-type: none">• Follow the instructions on your ballot• Use a blue or black pen• Fill in the ovals completely	
2. Seal your ballot in the Ballot Envelope	
3. Pack your Carrier Envelope	
<p>Place your Ballot Envelope in the Carrier Envelope. Fill out all information.</p> <ul style="list-style-type: none">• ID number under the Carrier Envelope Flap• Your contact information• Seal your Carrier Envelope <p>Then sign in your own handwriting over the envelope flap.</p>	
4. Return your ballot	
For more information go to: votetexas.gov	

